



Eastfield College

DALLAS COUNTY COMMUNITY COLLEGE DISTRICT

ENVIRONMENTAL SCAN

Fall, 2008



Some Thoughts about EFC Service Area

- * There has been a 12.7% increase from 2000 to 2006 (estimate) in the number of foreign-born residents
- * There has been a small drop in the number of residents with HS diplomas
- * Household income has seen a small drop
- * The minority population has increased and the Anglo population has seen a small decrease
- * The zip codes with the largest number of HS dropouts are 75210, 75215, 75217 & 75223. These might be targets for the Gateway grant
- * The only city outside of Dallas that shows growth is Seagoville
- * Seagoville and Balch Springs both have a fairly high percentage of HS grads and a low percentage of BA degrees. These are ripe areas for marketing
- * The highest poverty levels are in 75210 and 75215
- * Mesquite has one of only two intermodal facilities in Dallas County

The Garland City Press:

http://www.ci.garland.tx.us/Home/Departments/City+Administration/Public+and+Media+Affairs/PMA300+GCP_landing.htm

About Mesquite: <http://www.aboutmesquite.com/>




Dallas County

YEAR	TOTAL	ANGLO	BLACK	HISPANIC	OTHER
SCENARIO 0.5					
2000	2,218,899	998,543	454,103	662,729	103,524
2005	2,387,018	963,273	483,303	817,524	122,918
2010	2,563,125	920,237	512,122	987,592	143,174
2015	2,746,567	870,744	537,951	1,174,921	162,951
2020	2,941,394	816,650	558,664	1,383,137	182,943
2025	3,158,164	759,528	575,233	1,619,730	203,673
2030	3,396,109	700,149	585,993	1,884,214	225,753
2035	3,651,093	639,428	592,065	2,170,492	249,108
2040	3,919,295	578,571	593,274	2,474,994	272,456

These population projections are from the State Demographer. More in-depth information can be found at

<http://txsdc.utsa.edu/tpepp/2006projections/>

In the above scenario there is projected to be:

-  a decline in Anglo population
-  slow growth in the African-American population
-  explosive growth in the Hispanic population.

The “other” category includes other ethnicities as well as people who identify as multi-racial.

“There is widespread agreement that, until recently, immigration laws have been largely unenforced within the United States. However, there is a long-standing debate over whether enforcing immigration laws would significantly reduce the number of illegal immigrants. Some have argued that because illegal immigrants are so firmly embedded in American society, enforcement would not significantly reduce their numbers. It is also argued that the desire to immigrate to the United States is so strong that enforcement could not deter illegal immigrants from coming.”

Read the full article at http://www.cis.org/trends_and_enforcement

Education by City

Population Age 25 and Over

	Dallas		Mesquite		Garland		Balance	
	#	%	#	%	#	%	#	%
Total:	117,149	100%	76,516	100%	86,623	100%	36,385	100%
Less than 9th grade	17,025	15%	3,947	5%	10,107	12%	1,428	4%
9th to 12th grade, no diploma	20,206	17%	9,678	13%	12,016	14%	2,922	8%
High school graduate or GED	29,447	25%	22,554	29%	24,133	28%	9,266	25%
Some college, no degree	22,831	19%	21,414	28%	20,594	24%	9,929	27%
Associate degree	5,080	4%	5,092	7%	5,112	6%	2,995	8%
Bachelor's degree	14,298	12%	9,726	13%	11,702	14%	6,974	19%
Doctorate degree	8,262	7%	4,105	5%	4,076	5%	2,871	8%

Education by Zip Code

	75043	75088	75098	75149	75150	75181	75182	75218	75227	75228
Less than HS diploma	12%	8%	14%	21%	16%	10%	9%	14%	40%	28%
High school grad or GED	28%	24%	27%	33%	28%	23%	28%	19%	27%	27%
Some college less than 1 yr	9%	9%	12%	11%	11%	9%	10%	6%	6%	8%
Some college 1 or more yrs	20%	19%	20%	16%	18%	19%	17%	17%	13%	14%
Associate degree	7%	8%	6%	6%	7%	9%	5%	6%	4%	5%
Bachelor's degree	18%	23%	17%	9%	14%	20%	20%	23%	8%	11%
Master's degree	5%	7%	4%	3%	4%	7%	7%	9%	2%	4%
Doctorate degree	1%	2%	1%	1%	1%	2%	5%	6%	1%	2%

source: U.S. Census Bureau
Census 2000

Education in Dallas County

Less than 9th grade	163,076	11.9%
9th to 12th grade, no diploma	179,020	13.1%
High school graduate or GED	295,823	21.7%
Some college, no degree	291,063	21.3%
Associate degree	68,717	5.0%
Bachelor's degree	245,829	18.0%
Graduate or professional degree	122,320	9.0%

Data Source: U.S. Census Bureau

The data shows that the Eastfield service area population is overall better educated than the City of Dallas or Dallas County. However, the service area has fewer professional degrees than the City or County.

The Competition

Dallas Area Colleges & Schools Offering Certificates or Associate's Degrees

Allied Career Center

Medical careers

Arlington Career Institute

Medical careers

The Art Institute – Associate's, Bachelor's

Culinary

Design

Fashion

Media Arts



ATI Career Center – Associate's

Business/Office Automation/Technology/Data Entry

Computer and Information Sciences and Support Services

Electrical/Electronic Engineering Technologies/Technicians

Drafting/Design Engineering Technologies/Technicians

Dental Assisting/Assistant

Medical/Clinical Assistant

Respiratory Care Therapy/Therapist

Massage Therapy/Therapeutic Massage

Commercial and Advertising Art

Benchmark Career Institute

Information Technology

Cannon Institute of Higher Learning

Medical careers

CCI Training Center

Medical careers

Mechanical Engineering Tech

Center for Career Training

Medical careers

Corridor Health Education Center

Pharmacy Tech

Court Reporting Institute – Associate's

Dallas Institute of Funeral Services - Associate's

High Tech Institute

Health Care

Technology

Visual Communications

Criminal Justice

ITT Technical Institute – Associate's, Bachelor's

Information Technology

Drafting & Design

Criminal Justice

Electronics

Business

Health Sciences



KD Studio/Actors Conservatory of the Southwest - Associate's

Lincoln Tech

- Automotive
- Auto Body
- Diesel
- HVAC
- Welding



PCI Health Training Center

- Medical careers

Platt

- Medical careers

Southeastern Career Institute

- Medical careers

TechSkills

University of Phoenix - Associate's, Bachelor's, Master's, Doctorate

- Arts & Sciences
- Business & Management
- Criminal Justice
- Education
- Human Services
- Health Care
- Psychology
- Technology



Everest College - Associate's

- Business
- Criminal Justice
- Medical Assisting
- Medical Insurance & Billing
- Pharmacy Tech

Remington College - Associate's

- Business
- Computers
- Criminal Justice
- Culinary
- Cosmetology
- Medical Assisting
- Medical Insurance & Coding
- Pharmacy Tech



Westwood College - Associate's

- CAD
- Architectural Drafting
- Graphic Design & Multimedia
- Computer Network Engineering
- Medical Insurance & Billing
- Medical Assisting

Major Employers in or Near the Eastfield Service Area

Employer	# Employed	Type of Business	Zip
Mesquite ISD	4,016	Education	
United Parcel Service	3,000	Warehouse	75140
Raytheon E- Systems	2,750	Manufacturing	75042
City of Dallas	1,500	Service	75223
Sears Logisitc Services	1,300	Warehouse	75041
Baylor Medical Center Garland	1,200	Health Care	75042
Dallas Regional Medical	1,150	Health Care	75149
City of Mesquite	1,150	Public Administration	75149
Dal-Tile	800	Manufacturing	75217
Dallas Regional Medical	775	Health Care	75150
Atlas Copco Drilling Solutions	700	Manufacturing	75040
SST Trucking	700	Manufacturing	75042
Coca-Cola Bottlling	700	Manufacturing	75227
Kinglsey Tools	650	Manufacturing	75041
Lake Pointe Medical Center	650	Health Care	75088
Verizon Communications	600	Construction	75040
SFG Management LLC	600	Manufacturing	75223
General Dynamics Ordnance	550	Manufacturing	75040
Wal-Mart Supercenter	520	Retail	75228
Wal-Mart Supercenter	510	Retail	75149
Wal-Mart Supercenter	500	Retail	75040
Kraft Foods	500	Manufacturing	75042
City of Dallas	500	Public Administration	75238
Doctor's Hospital	492	Health Care	75218
US Food Service	490	Wholesale	75042
Best Brands	490	Wholesale	75238
Interceramic	474	Manufacturing	75041
Northrop Grumman	450	Manufacturing	75041
Wal Mart Supercenter	450	Retail	75041
Sears	450	Retail	75150
O'Reilly Auto Parts Distribution	450	Warehouse	75159
Stevens Transport	450	Transportation	75227
Wal-Mart Supercenter	425	Retail	75180
City of Garland	423	Public Administration	75042
Wal-Mart Supercenter	420	Retail	75088
Shippers Warehouse	420	Warehouse	75227
Software Spectrum	410	Wholesale	75044
Leland(Garland) Medical Ctr	405	Health Care	75042
Arena Brands	400	Manufacturing	75042
Baker Drywall	400	Construction	75150
DCCCD	400	Education	75150
Christian Care Center	400	Health Care	75150
City of Dallas	400	Public Administration	75217
Sandenvendo	400	Manufacturing	75238
American Marazzi Tile	390	Manufacturing	75182
IntegraColor	383	Manufacturing	75149
ATC Van Com	360	Professional/Technical	75228
US Postal Service	350	Warehouse	75040
CC Young	350	Health Care	75214

AT&T	350	Information	75228
Valspar	340	Manufacturing	75042
Lineage Power (formerly Tyco)	325	Manufacturing	75149
Pepsi-Cola Metro Bottling	325	Manufacturing	75150
City of Dallas	325	Public Administration	75238
Quick to Fix Foods	324	Manufacturing	75040
Timberlawn Mental Health System	320	Health Care	75228
Bureau of Prisons	315	Public Administration	75159
Prestige Ford	310	Retail	75041
Grocers Supply Co Inc	310	Wholesale	75041
Foleys	310	Retail	75150
Silver Line Building Products Corp	300	Manufacturing	75041
H&K Dallas	300	Manufacturing	75223
Brentwood Place I, II, III	300	Health Care	75227
Great Western Industries	300	Manufacturing	75238
City of Mesquite	284	Public Administration	75149
Sears	280	Retail	75041
Dallas Home for Jewish Aged/Golden Acres	280	Health Care	75228
Supertarget	275	Retail	75040
GISD	275	Transportation	75040
CC Young	275	Health Care	75214
Keenan Hopkins Shcmidt & Sto	250	Construction	75040
Karlee Co	250	Manufacturing	75042
Sears	250	Warehouse	75042
Trophy Nissan	250	Retail	75150
Dillard's	250	Retail	75150
Target Corporation	250	Retail	75150
Methodist Hospitals	250	Health Care	75217
IHS at Doctors Doctors Health Care	250	Health Care	75238
Fritz Industries	148	Manufacturing	75149

Interesting Communities in the Eastfield Service Area

Pleasant Grove - (75217, 75228) was originally a community the center of which was Lake June Road and Buckner Blvd. It never was an incorporated city but did have its own school district which merged with the Dallas ISD in 1954. However, Pleasant Grove is now generally considered to be any part of the east side of Dallas from White Rock Creek on the west, to I-30 on the north, to the city limits on the east and south sides. It includes many old communities such as Scyene, Elam, Rylie, Urbandale, Piedmont, Parkdale and Pleasant Mound (at Scyene and Buckner where the historic cemetery is located). Historic cattle trails once wandered through this part of Dallas, as well as a buffalo trail and a stagecoach trail. Prior to WW II this area was mainly farmland, with several small communities interspersed. As GIs returned from the war and wanted to buy homes, the area was developed, and even had some public transportation into the downtown area for a time. Belle Starr, the Younger Brothers, the James Brothers, Raymond Hamilton and Bonnie and Clyde are all historic figures associated with the Pleasant Grove area. The Pleasant Grove name was coined by Don Lebow, an early teacher at one of the schools built in the 1880s, who named the school after its location in a grove of cottonwood trees. The name was then applied to both the school and the community.

Casa Linda – (75218) was known as “Ola” and “Reinhardt” prior to redevelopment as Casa Linda. Dallas annexed Reinhardt in 1948. The area was effectively built out by the early 1950s, though a few vacant lots remained until the early 1960s. Some excellent examples of Spanish Colonial Revival Style architecture can be found in the area. The area is heavily treed, and most homes display well-kept and in some cases elaborate landscaping. In the year 1910 Dallas was suffering from a water shortage. So a dam was built across White Rock Creek creating White Rock Lake. The lake was also used to cool the condenser at an electric steam generating plant. During World War II German prisoners of war were held in barracks at Winfrey Point on White Rock Lake. By the 1930s the Civilian Conservation Corps began turning the land surrounding White Rock Lake into a park. The area around the lake became prime Dallas real estate with highly desired residential areas including Forest Hills, Little Forest Hills, Lakewood, Old Lake Highlands, Casa Linda and Lake Park Estates. Today White Rock Lake is surrounded by a 9.3 mile biking, hiking and running trail. A section of the trail runs by the Dallas Arboretum and Botanical Garden.

Urbandale/Parkdale – (75227) was originally called Pleasant Mound. Its urban center was the corner of Jim Miller Rd and Military Parkway. Across to the northwest was the Pleasant Mound School, which had been built as the Peacock Military Academy in the 30s as one of the most modern school facilities in Texas. Across Jim Miller due east on the north side was Davis Dollar Store, a white frame building where the kids went to get candy, baseball and pirate cards, and cinnamon sticks. Military Parkway, was probably named for Peacock Military Academy. The Texas and Pacific RR ran right through the middle of Urbandale and a man who lived right off Jim Miller had a handcar he used to go back and forth from home and work. Up Military Parkway west was Cavalry Creek, which was full of steep bluffs and deep shaded pools and was also a jungle-like place with snakes, rabbits, squirrels and of caves. Parkdale at one time had a golf course with a lake in the middle of it. The whole project was abandoned during WWII and

became grown over and wild. To the far south, across Scyene Rd south of Parkdale, was the Nellie Bros. pig farm. Up Scyene at Jim Miller was Pleasant Hill, where Belle Starr and Sam Bass, the outlaw couple lived. There was another planned community in the middle of Urbandale, called I believe the Chapel Creek community with beautiful pre-WWII cottages and cape cods. In about 1948, Cabel (who became mayor of Dallas) Dairies opened a small dairy store (all they sold was milk) on whose top was a clock with the figures 7 and 11 lit up to show their opening and closing hours. These would later become 7-11 stores and developed into the powerful Southland Corp.

From the recollections of Michael Greene

Lakewood – (752) is a collection of neighborhoods, generally developed from the early 1900s to the 1950s, including Lakewood, Lakewood Heights, Junius Heights Historic District, Parks Estates, Caruth Terrace, Wilshire Heights, Mockingbird Heights, Hillside, Gastonwood-Coronado Hills, Hollywood Heights, and Belmont; among others. Commonly, people outside these neighborhoods group them together under the heading of Lakewood, The M-Streets, or Old East Dallas - which are overlapping regions in the near-eastern part of the city. Historic Swiss Avenue anchors the area towards downtown. Currently, there are a large number of Historic and Conservation Districts reflecting prodigious numbers of Craftsman, Prairie-Four Squares, Tudors, Spanish and Mediterranean Eclectic and Early Ranch homes, many of native Austin stone. The homes range from two-bedroom bungalows to massive estates on acreage. There is also a fair number of duplexes, four-plexes and small apartment complexes. Some of the older homes are being torn down in favor of larger, more expensive homes. Real estate appreciation in the East Dallas area has been around 10% for the last five years and formerly run-down areas are now more expensive than most Dallas suburbs. Lakewood has appreciated at approximately twice the rate of the rest of East Dallas and is now the third most expensive area in Dallas County.

Balch Springs – (75180) is located in southeast Dallas County, approximately 16 miles southeast of downtown Dallas and approximately 34 miles southeast of Dallas/Ft. Worth International Airport. The city shares its northeast border with the City of Mesquite and its south and west border with the City of Dallas. Hickory Creek, part of the Trinity River tributary system, flows south through the City. Interstate 635 runs through Balch Springs from north to south bisecting the city into two nearly equal halves. Interstate 20 runs along the south border on the east side of the city and U.S. 175 along the south border on the west side of the city. Balch Springs is served by two school districts. A boundary line divides the city into two approximately equal halves. The line runs diagonally across the city from northeast to southeast from Peachtree Road to Elam Road along Shepherd Lane and finally cutting east to continue south down Pioneer Road. The southwest area of the city is serviced by Dallas Public Schools, while the area north and east of the boundary line is served by the Mesquite Independent School District. The population was 19,375 at the 2000 census. Before being renamed to Balch Springs, the city was known as “Zip City”. In the 1980s Balch Springs attempted to be annexed to another city, once to Mesquite, Texas, and another time to Dallas. Neither vote was successful.

Mesquite – (75149, 75150, 75180, 75181, 75182, 75185, 75187) was founded May 22, 1873 by A.R. Alcott, a Texas & Pacific Railway engineer who purchased land along the Texas & Pacific line outside of Dallas. The railroad, which ran from Dallas to Shreveport, began stopping at the newly-created town shortly thereafter, and the city began to grow around the railroad. The city was officially incorporated on December 3, 1887. Mesquite prospered through the late 19th century and early 20th century as a farming community growing cotton, hay, corn and sugar and using the railroad to ship raw goods. The town remained predominantly agrarian until after World War II when the suburban boom also took root in Mesquite. The city's population rapidly grew from 1,696 in the 1950 census to 27,526 in 1960 and 55,131 in 1970. In 1958, the Mesquite Championship Rodeo was established, and in 1959, Big Town Mall opened as the first enclosed shopping mall in the Southwest. The mall was demolished in the summer of 2006. By 1970, LBJ Freeway (I-635) was constructed, connecting Mesquite to its neighbors, Garland to the north and Balch Springs to the south. Also in 1971, Town East Mall was constructed. The mall was used by director Ron Howard to film portions of the movie "Cotton Candy" in 1978. The mall's associated traffic and shops would continue to grow the town. By the 1990 census, the city had grown to 101,484 people, nearly twice the population twenty years earlier. In 1986, the Mesquite Arena (now named Resistol Arena) opened its doors as the new home for the Mesquite Championship Rodeo. By 1998, the facility was expanded to include a Convention Center, Exhibition Hall and a Hampton Inn & Suites.

Garland – (75040, 75041, 75042, 75043, 75044, 75045, 75046, 75047, 75048, 75049) As of the 2000 census, Garland had a population of 215,768, making it the tenth-most populous city in Texas and the eighty-sixth most populous city in the United States. Settlers began arriving in the Peters colony area around 1850 but a community wasn't created until 1874. Two communities sprung up in the area: "Embree," named for the physician K. H. Embree, and "Duck Creek," named for the local creek of the same name. A rivalry between the two towns ensued as the area began to grow around the Santa Fe Railroad depot. Eventually, to settle a dispute over which town should have the local post office, Dallas County Judge Thomas A. Nash asked visiting Congressman Joe Abbott to move the post office between the two towns, which was done in 1887. The new location was named "Garland" after Attorney General Augustus Hill Garland. Embree and Duck Creek were combined to form the city of Garland. In 1891, the new city was incorporated. By 1904 the town had a population of 819 people. On May 9, 1927, a devastating tornado destroyed much of the town and killed 17 people. Businesses began to move into the area in the late 1930s. The Craddock food company and later the Byer-Rolnick hat factory (now owned by Resistol) moved into the area. In 1937, KRLD, a major Dallas radio station, built a radio tower in Garland, which is operational to this day. During World War II, several aircraft plants were operated in the area and Kraft Foods purchased one after the war for their own manufacturing usage. By 1950, the population had reached 10,571 people. By 1960, the population had more than tripled from 1950 numbers to 38,501. By 1970, it more than doubled again to 81,437. By 1980, the population had crossed the 100,000-person threshold with 138,857 people.

Area Chambers

Dallas Regional Chamber
700 North Pearl Street # 1200
Dallas, Texas 75201
214-746-6600
www.dallaschamber.org

Greater Dallas Hispanic Chamber
4622 Maple, Suite 207
Dallas, TX 75219
214-521-6007
www.gdhcc.com

Dallas Black Chamber
2838 Martin Luther King, Jr. Blvd.
Dallas, Texas 75215
214- 421-5200
www.dbcc.org

Rockwall Area Chamber
697 E. I-30
Rockwall, TX 75087
(972) 771-5733
www.rockwallchamber.org

Garland Chamber
914 S. Garland Ave.
Garland, TX 75040
972-272-7551
www.garlandchamber.com

Mesquite Chamber
617 N Ebrite St
Mesquite, TX 75149
972-285-0211
www.mesquitechamber.com

Rowlett Chamber
P.O. Box 610, 3910 Main Street
Rowlett, TX 75088
972- 475-3200
www.rowlettchamber.com

Balch Springs Chamber
P.O. Box 800095
Balch Springs, Texas 75180
972-557-0988
www.balchspringschamber.org

Seagoville Chamber
107 Hall Rd
Seagoville TX 75159
972-287-5184
www.seagovillecoc.org

Dallas Southeast Chamber
357 Pleasant Grove Ctr
Dallas, TX 75217
214) 398-9590
www.sedcc.org

Wylie Chamber
108-A West Marble St.
Wylie, TX 75098
972-442-2804
www.wyliechamber.org/

SE Dallas Hispanic Chamber
2328 South Buckner Blvd.
Dallas, Texas 75227
214- 275-6225
www.sedhcc.com

Dallas Northeast Chamber
9543 Losa Dr. #118
Dallas TX 75218
214-328-4100
<http://dnecc.org>

Hot Jobs, Hot Careers

SOCRATES

Occupation Evaluation – Dallas County

10/22/2008

There are 793 total occupations for this region - Filtered results yields 96 occupations

You are using the following filter: Educational Preference:
[07] Postsecondary vocational training, [06] Associate degree

Note: all numbers except the second column are rankings. The ranking in the far right column is the overall ranking

	Educ	Empl 2004	Empl 2014	Abs Change 2004 to 2014	% Change	Ann Wage Est 2006	Avg Open Growth	Avg Open Replace 2004 to 2014	Avg Total Open	Rank
Registered Nurses	06	1	1	1	9	7	1	1	1	1
Paralegals and Legal Assistants	06	11	10	5	13	23	5	25	8	2
Computer Support Specialists	06	4	4	4	38	31	4	9	5	3
Legal Secretaries	07	13	13	8	39	25	8	13	12	4
Radiologic Technologists and Technicians	06	18	17	11	16	17	11	19	16	5
Licensed Practical and Licensed Vocational Nurses	07	3	3	3	35	42	3	3	3	6
Dental Hygienists	06	27	22	14	5	4	14	50	22	7
Bus and Truck Mechanics and Diesel Engine Specialists	07	15	14	10	41	44	10	11	10	8
Nursing Aides, Orderlies, and Attendants	07	2	2	2	23	73	2	6	2	9
Electrical and Electronic Engineering Technicians	06	12	12	20	76	11	20	10	14	10
Automotive Service Technicians and Mechanics	07	5	5	6	67	48	6	2	4	11
Medical and Clinical Laboratory Technicians	06	21	19	13	15	60	13	17	15	12
Aircraft Mechanics and Service Technicians	07	16	16	12	33	15	12	14	13	13
Fitness Trainers and Aerobics Instructors	07	24	24	19	31	35	19	23	20	14
Welders, Cutters, Solderers, and Brazers	07	9	9	9	62	61	9	4	6	15

	Code	Empl	Empl	Abs Change	% Change	Ann Wage Est	Avg Open Growth	Avg Open Replace	Avg Total Open	Rank
Computer, Automated Teller, and Office Machine Repairers	07	10	11	18	73	52	18	15	17	16
Respiratory Therapists	06	35	35	23	17	21	23	26	25	17
Security and Fire Alarm Systems Installers	07	36	33	21	10	45	21	35	29	18
Real Estate Sales Agents	07	7	6	7	66	95	7	7	7	19
Appraisers and Assessors of Real Estate	07	23	25	30	59	3	30	27	27	20
Emergency Medical Technicians and Paramedics	07	22	20	16	21	67	16	32	19	21
Industrial Engineering Technicians	06	17	18	35	80	14	35	16	21	22
Medical Records and Health Information Technicians	06	30	26	17	8	62	17	37	24	23
Physical Therapist Assistants	06	49	43	26	1	18	26	57	39	24
Electrical and Electronics Repairers, Commercial and Industrial Equipm	07	33	31	29	43	27	29	31	31	25
Telecommunications Equipment Installers and Repairers, Except Line Ins	07	6	7	76	86	20	76	5	11	26
Medical Secretaries	07	20	21	22	49	66	22	22	23	27
Hairdressers, Hairstylists, and Cosmetologists	07	8	8	15	71	72	15	8	9	28
Mechanical Drafters	07	31	30	34	60	19	34	21	26	29
Chefs and Head Cooks	07	34	37	27	30	41	28	28	28	30
Diagnostic Medical Sonographers	06	55	54	36	6	6	36	62	47	31
Environmental Science and Protection Technicians, Including Health	06	50	49	37	25	12	37	48	43	32
Computer Specialists, All Other	06	28	27	33	52	8	32	45	38	33
Surgical Technologists	07	37	36	25	18	47	24	47	34	34
Medical Transcriptionists	07	39	39	31	27	51	31	42	36	35
Civil Engineering Technicians	06	29	29	28	47	40	27	30	30	36
Veterinary Technologists and Technicians	06	40	38	24	7	71	25	53	35	37

	Code	Empl	Empl	Abs Change	% Change	Ann Wage Est	Avg Open Growth	Avg Open Replace	Avg Total Open	Rank
Medical Equipment Repairers	06	42	41	39	46	29	40	34	41	38
Mobile Heavy Equipment Mechanics, Except Engines	07	26	28	38	69	49	39	29	32	39
Architectural and Civil Drafters	07	32	32	54	83	22	52	20	33	40
Health Technologists and Technicians, All Other	07	53	47	32	4	54	33	56	42	41
Avionics Technicians	07	57	56	48	42	24	50	52	55	42
Cardiovascular Technologists and Technicians	06	63	58	44	22	34	43	64	56	43
Desktop Publishers	07	52	52	41	36	53	41	51	49	44
Engineering Technicians, Except Drafters, All Other	06	46	46	46	57	9	47	41	46	45
Library Technicians	07	51	50	40	28	69	38	33	40	46
Chemical Technicians	06	44	44	49	63	38	48	39	45	47
Occupational Therapist Assistants	06	74	67	43	2	30	44	80	62	48
Mechanical Engineering Technicians	06	43	45	61	81	10	63	43	53	49
Manicurists and Pedicurists	07	48	48	45	53	68	46	49	52	50
Massage Therapists	07	41	42	47	64	63	45	44	48	51
Geological and Petroleum Technicians	06	58	59	52	45	32	51	58	57	52
Electronic Home Entertainment Equipment Installers and Repairers	07	38	40	55	78	65	53	38	44	53
Electrical and Electronics Drafters	07	45	53	90	89	13	83	36	54	54
Semiconductor Processors	06	14	15	93	88	94	93	12	18	55
Travel Agents	07	19	23	95	91	74	95	18	37	56
Environmental Engineering Technicians	06	77	74	53	12	36	54	75	67	57
Commercial Pilots	07	64	61	56	48	1	56	59	59	58
Nuclear Medicine Technologists	06	80	78	63	26	5	61	81	74	59
Prepress Technicians and Workers	07	25	34	96	94	55	96	24	58	60
Electro-Mechanical Technicians	06	62	64	70	72	16	74	63	72	61
Radiation Therapists	06	85	82	68	14	2	64	84	77	62

	Code	Empl	Empl	Abs Change	% Change	Ann Wage Est	Avg Open Growth	Avg Open Replace	Avg Total Open	Rank
Drafters, All Other	07	56	55	42	29	82	42	54	51	63
Healthcare Practitioners and Technical Workers, All Other	06	67	65	50	24	77	49	72	64	64
Barbers	07	47	51	62	79	79	62	40	50	65
Psychiatric Technicians	07	71	70	58	34	70	57	77	71	66
Electrical and Electronics Installers and Repairers, Transportation Eq	07	70	72	65	50	50	66	68	69	67
Agricultural and Food Science Technicians	06	68	68	57	32	64	58	70	66	68
Occupational Health and Safety Technicians	07	82	80	64	11	33	65	79	76	69
Broadcast Technicians	06	54	57	74	84	58	70	46	61	70
Life, Physical, and Social Science Technicians, All Other	06	61	60	51	40	89	55	60	60	71
Electric Motor, Power Tool, and Related Repairers	07	60	62	71	77	46	72	55	65	72
Jewelers and Precious Stone and Metal Workers	07	65	69	79	85	37	90	67	78	73
Respiratory Therapy Technicians	06	59	63	72	82	43	71	71	73	74
Forensic Science Technicians	06	86	86	73	3	39	73	87	84	75
Biological Technicians	06	66	66	59	51	92	59	73	70	76
Court Reporters	07	78	77	66	37	84	68	85	81	77
Skin Care Specialists	07	75	75	69	58	57	67	78	75	78
Gaming and Sports Book Writers and Runners	07	72	71	60	44	93	60	61	63	79
Electronic Equipment Installers and Repairers, Motor Vehicles	07	69	73	67	61	59	69	66	68	80
Sound Engineering Technicians	07	81	81	75	55	28	75	76	80	81
Funeral Directors	06	76	79	92	93	26	91	65	82	82
Gaming Dealers	07	95	95	86	19	85	85	92	92	83
Farm Equipment Mechanics	07	73	76	89	90	88	78	69	79	84
Forest and Conservation Technicians	06	91	89	80	56	87	80	95	88	85
Gaming Supervisors	07	92	91	84	65	83	86	89	87	86
Fish and Game Wardens	06	94	94	85	54	76	79	94	89	87

	Code	Empl	Empl	Abs Change	% Change	Ann Wage Est	Avg Open Growth	Avg Open Replace	Avg Total Open	Rank
Aerospace Engineering and Operations Technicians	06	83	84	77	70	86	77	83	83	88
Social Science Research Assistants	06	87	87	82	74	78	81	86	86	89
Ship Engineers	07	93	93	81	20	96	89	96	95	90
Radio Mechanics	07	84	85	78	75	75	82	82	85	91
Embalmers	07	90	90	88	92	56	84	90	90	92
Makeup Artists, Theatrical and Performance	07	89	88	83	68	90	87	93	93	93
Electrical and Electronics Repairers, Powerhouse, Substation, and Rela	07	79	83	94	95	81	94	74	96	94
Slot Key Persons	07	96	96	87	87	91	88	91	91	95
Nuclear Technicians	06	88	92	91	96	80	92	88	94	96

InterLink's North Central Texas 2008-2013 Targeted High Skill/High Wage Occupations Identified by Regional Employers for Long Term Growth ~ Organized by Career Clusters

State criteria for Selection:

- 1) 2006 Regional median entry level wage \$13.92 minimum;
- 2) Regional growth of 20.5%;
- 3) Meets high skill requirements: a) requires licensure; b) requires apprenticeship, or c), identified by the Texas Skills Standards Board.

Education time is the minimum required for entry level to the highest expected degree or education.

* Indicates high regional employer demand but may not meet all of the above criteria

**Indicates potential for offshore outsourcing

Note: The absence of an occupation from this list does not necessarily indicate that it will not offer good job potential

Table of Career, Education Required, and Entry Level Wage

Architecture & Construction Careers
Carpenters 2-4 yrs. - \$13.50
*Electricians 2-10 yrs. - \$18.09
Heating/A.C. Technicians 1-5 yrs. – \$16.75
Maintenance Repairers, General OJT-4 yrs. – \$14.33
Equipment Operators OJT-2 yrs. - \$14.28
Plumbers/Pipe-fitters OJT+5 yrs. - \$17.96
*Welders/Cutters/Solderers/Brazers OJT – 2 yrs. - \$13.72
Health Science Careers
Nurses – Licensed Practical/Vocational 2 yrs. - \$18.05
Nurses – Registered 2-4 yrs. - \$26.82
Medical Clinical Lab Technicians & Technologists 2-4 yrs. - \$18.54
*Medical Records/Health Info. Techs. 2-4 yrs. - \$13.44
**Medical Transcriptionists Cert.-2yrs - \$15.49
*Pharmacy Technicians 2-4 yrs. - \$13.28
Radiologic Technicians & Technologists 2-4 yrs. – \$22.57
Respiratory Therapist Technicians (Cert.) 12-18 mo. – \$ 21.85
Hospitality & Culinary Careers
Chefs or Head Cooks OJT-3 yrs - \$15.54
Food Service Managers 2-4 yrs. - \$23.14
Law, Public Safety, Corrections & Security Careers
Correctional Officers & Jailers 3-6 mos. - \$14.09
Fire Fighters (Includes EMT/Paramedic) 2--4 yrs. - \$20.11
**Paralegal/Legal Assistant 2-4 yrs. - \$20.09
Police/ Sheriffs Patrol Officers 1-4 yrs. - \$21.49
Manufacturing Careers
Mfg. Machinist Technician and Computer Numeric Control (CNC) 1-2 yrs. \$14.44
Science, Technology, Engineering & Mathematics Careers
**Electrical & Electro. Engineering Techs. 2-4 yrs. - \$26.00
Transportation, Distribution & Logistics Careers
Automotive Service Technicians 2-4 yrs. - \$16.16

*Automotive Body Repairer 2-4 yrs. - \$18.83
Logistics Managers (Shipping/Warehousing) 2-4 yrs. - \$28.55
Truck Drivers, Heavy 3-6 mos.- \$16.02
Diesel Buck/Truck Technicians 2-4 yrs.- \$17.11

2008 InterLink Emerging & Evolving Occupations - Future Employment Opportunities

*Emerging Occupations are new occupations in the workforce with new titles and new skills.

**Evolving Occupations are traditional occupations whose knowledge, skills, and abilities have changed or evolved. Education time is the minimum required for entry level to the highest expected degree or education. Emerging & Evolving occupations may not have established education time or wage

Careers and Education Requirements

*Advanced Digital Manufacturing (ADM) Technicians 2-4 yrs.

*Biotechnology Research Technicians 4 yrs.

**Composite Technicians (Bond Assembler) OJT – 2 yrs.

*Computer & Digital Forensics Technicians 2 yrs.

*Computer Security Specialists 2 yrs.

*Convergence Technology Specialists/Technicians 2 yrs.

*Data Mining Technicians OJT-2 yrs.

*Electronic Commerce Specialist 2-4 yrs.

** Geographic Information Systems (GIS) includes Engineering & Mapping Technicians. 2-4 yrs.

*Gaming Technicians 2-4 yrs.

*Global Positioning Systems (GPS) Technician Certificate-2 yrs.

*Laboratory Services Technicians (Biological/Microbiological) 2 yrs.

*Micro-electromechanical Systems (MEMS) Technician 2 yrs.

*Nanotechnology Technician 2-4 yrs.

*Robotics Technicians – Automotive Manufacturing Technicians 2-4 yrs.

Other Jobs not Listed as Emerging & Evolving

Cooks, Restaurant OJT – \$8.73

Home Health Aides OJT - \$9.59

Laborers and Freight, Stock and Material Movers, Hand (incl Forklift Operators) OJT - \$9.42

Landscapers, Gardeners, Groundskeepers OJT – \$9.80

Medical Assistants OJT – \$11.49

Patient Care Technicians OJT - \$9.87

Industry Growth to 2014

Agriculture/Forestry/Fishing/Hunting, 5%

Mining, 28%

Utilities, -13%

Construction, 23%

Manufacturing, 7%

Wholesale Trade, 12%

Retail Trade, 16%

Transportation/Warehousing, 16%

Information, 6%

Finance & Insurance, 18%

Real Estate/Rental/Leasing, 12%

Professional, Scientific, Technical Services, 30%

Management of Companies & Enterprises, 16%

Administrative & Support & Waste Management & Remediation Services, 29%
Educational Services, 37%
Health Care/Social Assistance, 35%
Arts, Entertainment, & Recreation, 25%
Accommodation & Food Services, 28%
Government, 16%

Dallas Regional Chamber Economic Focus

Transportation
Logistics and packaging
Pharmaceuticals & chemicals
Medical devices
Testing labs
Engineering
Nanotechnology
International trade
RFID – radio frequency logistics devices
Health care